









# Transducers for **MX7**

	Probe	Illustration	Parameters	Application	Biopsy kit
Convex	C5-1s		Bandwidth: 1.2 MHz to 6.0 MHz; ExFOV: 72°; Radius: 60 mm	Abdomen Gynecology Obstetrics Vascular Nerve Musculo-skeletal Urology Thoracic/Pleural Small Parts	NGB-022, multi angle, reusable; LPUBKG60, disposable
Endocavity	V11-3s		Bandwidth: 3.0 MHz to 11.0 MHz; ExFOV: 179°; Radius: 11 mm	Gynecology Obstetrics Urology	NGB-004, single angle, reusable; NGB-045, single angle, reusable;
Linear	L12-3RCs		Bandwidth: 3.0 MHz to 12.8 MHz; FOV: 3.80 cm	Abdomen Pediatric Small Parts Musculo-skeletal Vascular Thoracic/Pleural	NGB-043, multi-angle, reusable; NGB-044, multi-depth, reusable
	L13-3s		Bandwidth: 3.2 MHz to 12.3 MHz; FOV: 3.79 cm	Abdomen Pediatric Small Parts Musculo-skeletal Vascular Nerve Thoracic/Pleural	NGB-007, multi angle, reusable
	L13-3Ns		Bandwidth: 3.0 MHz to 13.0 MHz; FOV: 3.82 cm	Abdomen Pediatric Small Parts Musculo-skeletal Vascular Nerve Thoracic/Pleural	NGB-053, multi angle, reusable

	Probe	Illustration	Parameters	Application	Biopsy kit
	L14-6Ns		Bandwidth: 3.5 MHz to 16.0 MHz; FOV: 3.80 cm	Abdomen Pediatric Small Parts Musculo-skeletal Vascular Nerve Ophthalmic Thoracic/Pleural	NGB-007, multi angle, reusable
	L20-5s		Bandwidth: 6.0 MHz to 23.0 MHz; FOV: 2.86 cm	Abdomen Small Parts Musculo-skeletal Vascular Nerve Ophthalmic	None
Sector	P4-2s		Bandwidth: 1.5 MHz to 4.5 MHz; FOV: 90°	Abdomen Gynecology Obstetrics Cardiac Pediatric Vascular Thoracic/Pleural Cephalic	NGB-011, multi angle, reusable

